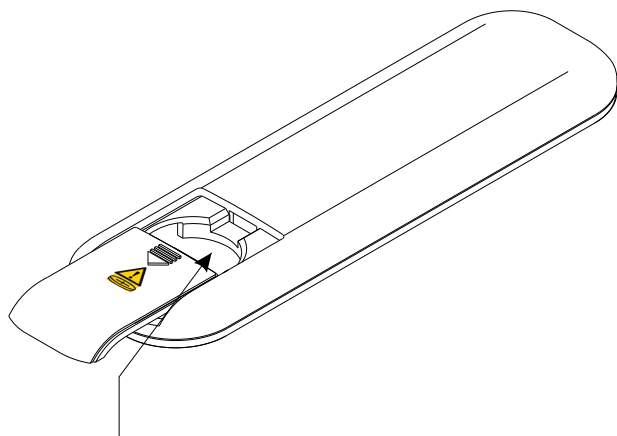
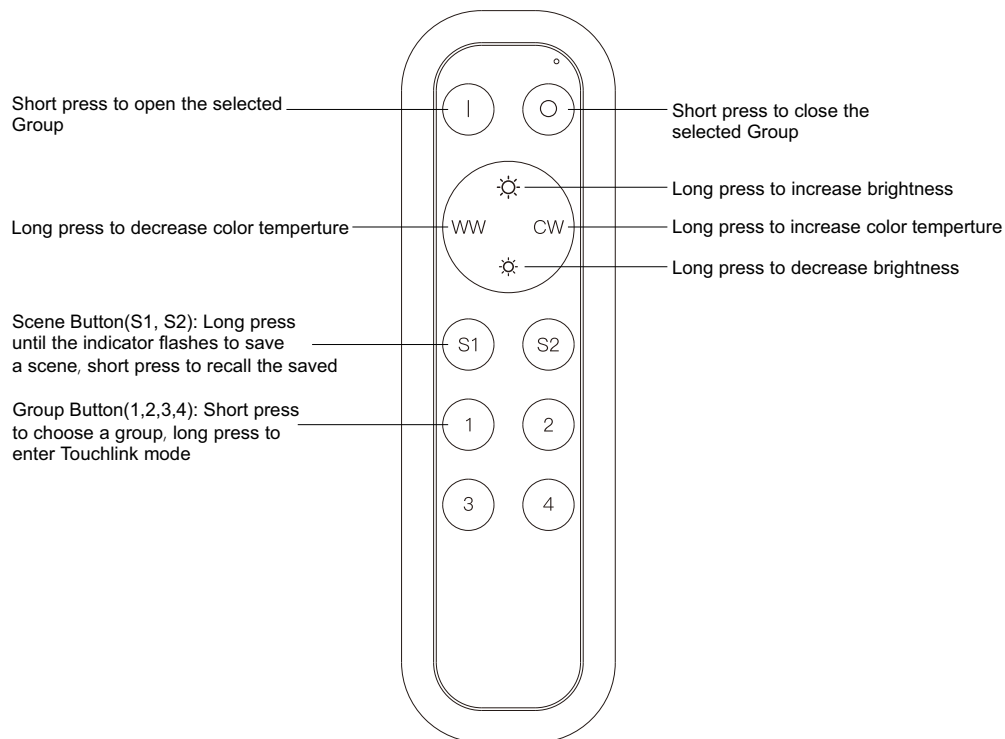


CCT RF + 2.4G Remote



Important: Read All Instructions Prior to Installation

Function introduction



Note: Before the first use, please remove the protective film on the battery.

Product Data

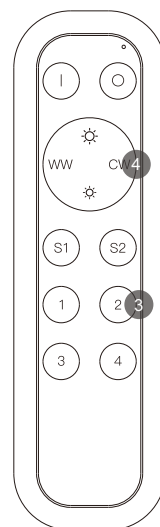
Protocol	2.4G RF
Operation Voltage	3VDC (CR2032 battery)
Transmission Frequency	2.4GHz
Transmission Range (free field)	30m
Dimming Range	0.1%-100%
Dimension	137x40x11.5mm
Waterproof Grade	IP20

- 2.4G mesh CCT remote control
- Enables to control 4 zones of receivers
- Easy & quick pairing to the 2.4G mesh receivers by simply pushing the buttons
- Mesh network for further control distance, receivers can transmit signal to each other
- Each remote can control numerous receivers
- Each receiver can be paired to max. 8 remote controls
- The controlled receiver status can be quickly synchronized to the smart APP
- Transmission range between every two neighbor devices up to 30m
- 2.4G low power consumption technology, long battery life
- Enables to bind and control universal CCT lighting devices

Safety & Warnings

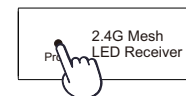
- This device contains button lithium batteries that shall be stored and disposed properly.
- DO NOT expose the device to moisture.

Pair with 2.4G Mesh Receiver



Step 1: Do wiring the receiver according to wiring diagram (please refer to the instruction of 2.4G mesh receiver that you would like to pair with.

Step 2: Click the prog. button once, or reset power of the controller 3 times continuously to set LED controller into pairing mode.



Step 3: Click a zone button to select a zone (e.g. zone 2).

Step 4: Click any other button except zone buttons (e.g. CW),LED lights connected with the receiver flicker once means the receiver is paired with zone 2 successfully.

Dimensions

